

River Bend Elementary

Kindergarten Orientation

2020-2021

Mr. Major, Principal

Ms. Morgan, Assistant Principal



6710 Perry Creek Rd.

Raleigh NC, 27616

(919) 431-8010

Kindergarten Teachers and Instructional Assistants:



Mrs. Dana Lamm & Mrs. Kerry Sasser

Mrs. Jordan Manning & Mrs. Bassma Alwash

Mrs. Shamora Koonce & Mrs. Rebeca Gonzalez

Mrs. Valerie Minervini & Mrs. Darlene Smith

Mrs. Denise Lazarczyk & Ms. Nataly Andrade

Mrs. Siobhan Scappino & Mrs. Porsha Anyoka

Mrs.Lamm and Mrs.Sasser



Mrs. Lamm

Mrs. Sasser



Mrs.Manning and Mrs.Alwash

Mrs. Manning

Mrs. Alwash



Mrs.Koonce and Mrs.Gonzalez

Shamora Koonce

Mrs.Gonzalez



Mrs. Minervini and Mrs. Smith



Mrs. Minervini

Mrs. Smith

Mrs. Lazarczyk and Ms. Andrade



Mrs. Lazarczyk

Ms. Andrade



Mrs.Scappino and Mrs.Anyoka



Mrs.Scappino



Mrs. Anyoka



From Little Seeds Grow Mighty Trees

Instructional Schedule

Plan B: Transition

Recommendation: Plan B

Transition

Key Elements

- All students in WCPSS will begin the school year in **online instruction**
- The **first two weeks** of school for all students will focus on orientation, meet and greet opportunities, and distribution of supplies

Student Online Start Dates

- **August 3:** Early College
- **August 13:** Modified
- **August 17:** Traditional and Year Round
- WCPSS Virtual Academy: calendar of assigned school

Transition to In-Person Instruction

- **Target start date September 8:** PreK and Special Education Regional Program Students
- Other students will transition to in-person instruction as practical

Plan B Transition: Technology

Our goal is to provide **every student** a device to use for learning **at school and home** by the fall of 2021. Plan B Transition will have us focused on providing a device for learning at home.



Device Survey

- Opens Wednesday for one week
- All families need to complete the survey/per student
- Excludes Pre K students



Guides to Technology

- Parent/Student/Teacher
- Includes Getting Started, Digital Resources, and Online Safety
- Content will grow as needed



Device Distribution

- 5 locations
- Technology Services will staff
- Includes pick up, quick orientation, and opportunity for questions



Technical Support

- Student/Family Help Desk available - online form and phone; Extended hours
- Teacher support - Digital Learning Coordinators, Library Media, and Help Desk

WCPSS Virtual Academy: Application & Enrollment

Application:

- Application Window: re-opens July 27-29
- Parents of students not currently enrolled in WCPSS will be directed to the Student Assignment website for enrollment procedures.
- Once the application window closes, schools will send a district provided confirmation letter to families.

Enrollment:

- Remain assigned to their current school.
- Commit to at least a full semester of learning in this program, with a recommendation of a one year commitment.
- K-12 students & families who participate in Virtual Academy will be permitted to participate in co-curricular and extra-curricular activities including athletics through their current school

WCPSS Virtual Academy: Instruction

- Curriculum and instruction will be aligned to the same content standards as in-person and blended instruction environments.
- Grading structures consistent with in-person and blended instruction environments and [Board Policy 3400](#).
- Classes and course options in 2020-2021 will include standards aligned instructional content and social/emotional support across all K-12 grade levels.
- Supports from AIG, ESL, Intervention, 504 Plans, etc. will be provided by the student's assigned school.
- Supports for students with IEPs will be provided by the current school and determined by IEP goals.

Instructional Scheduling Frameworks

Overview & Key Considerations

- With regard to the instructional program:
 - The amount of time a student will spend in front of a device will depend on the age of the student and which courses they are taking. There will be ample time for independent learning activities and breaks, including lunch and time for physical and other activities, built into the schedule.
 - Schools will communicate their daily schedule for in person learning as well as a schedule for live instruction via remote learning and the Virtual Academy.
 - District provided curriculum and resources will be used across all learning environments.

Minimizing Risk of Exposure: Social Distancing

**Be smart.
Stay 6 feet apart.**



 WAKE COUNTY
PUBLIC SCHOOL SYSTEM

1. Social distancing signs and floor markings throughout all schools and facilities
2. Alter the flow of foot traffic in some hallways/buildings to promote social distancing
3. Furniture placement in classrooms and offices to promote social distancing
4. Transportation
 - a) No more than one student will be seated on a school bus seat at a time.
 - b) No more than two students at a time will be seated in a vendor transportation vehicle.

Minimizing Risk of Exposure: Home, School Health Screenings

- **Students and staff asked to complete a health screening at home, checking their temperature before coming to school/work**
- **All students and staff must pass a daily health screening before entering a WCPSS school or work site.**
- **Health Screenings consist of two parts:**

1

Symptom screening checklist

Asks if the person has been diagnosed, exposed to, or experiencing symptoms of COVID-19

2

On-site temperature check using a touchless thermometer

Anyone with fever of 100.4 degrees or higher will not be permitted to attend school or work on-site that day.

Working with Students at Home:



- Parents help with homework
- Read 15-20 minutes each day/night
 - ask student to retell the story
 - ask about characters, setting, beginning, middle & end
- Have students play simple counting and number recognition games,
- Discuss colors and shapes, work on puzzles

Kindergarten Supply List

1 backpack (school sized, not a small backpack)

3 boxes of 24 count of crayons 6 glue sticks

4 plastic pronged plain pocket folders (red, yellow, blue, green)

2 packages of white copy paper

1 pack of colored pencils

3 composition notebooks (not spiral)

1 pack of index cards 3 by 5

1 pair of blunt tipped Fiskars scissors

1 package of #2 yellow pencils 1 pack of large

early writer pencils

1 package of large erasers

1 package of dry erase markers

2 boxes of Kleenex

1 box of quart size Ziploc bags (one zip) 1 box of Sandwich or Snack size Ziploc bags (one zip)

A CHANGE OF CLOTHES WITH YOUR CHILD'S NAME



Parent/Teacher Communication:

We strongly believe that we are a team and we participate in two way communication with families in the methods below.

- Check Daily Folder
- Weekly Folder
- Classroom Monthly Newsletter
- Email
- Scheduled Conferences
- Weekly Principal Phone Message
- Talking Points App
- Phone calls



Immunizations, Kindergarten Health Assessment (KHA), and Medications

- The parent, guardian or responsible person must present the required written proof of immunizations AND the required kindergarten health assessment form to the school. The child CAN be excluded from school if proof is not provided within the first 30 days of school. If you have any questions about your child's immunizations please contact the school prior to the start date.



Medications can be administered at school ONLY if a Physician Order for Medication form, 1702 is completed, signed by the physician and parent and is in the school office with the medication.

Wake County Health Services @ (919) 212-7000

Please contact our school nurse for health concerns and pre-existing conditions. Contact information: Karin Tooke ktooke @wcpss.net or 919-302-5527

The Importance of Parent Teacher Association (PTA)

Stay informed.

<http://www.riverbendpta.org/>

Build Relationships.

We want to build a sense of “community”

Participate.

We encourage parent participation/support!

Speak up.

The PTA can be a way for you to be involved and give your input regarding your child’s school!



With you as a member, we can accomplish...

- Mini grants provided to teachers
- Cultural art events
- Student Book Fair
- Food Drive
- Teacher Appreciation Luncheon
- Spring Carnival

& MUCH, MUCH more.....



**If interested,
please consider joining the PTA.**

A Day in the Life of a Kindergartener!

- Morning Work
- Morning Meeting
- Literacy Block
- Lunch
- Recess
- Literacy Block
- Specials
- Writer's Workshop
- Math Block
- Science / Social Studies
- Dismissal

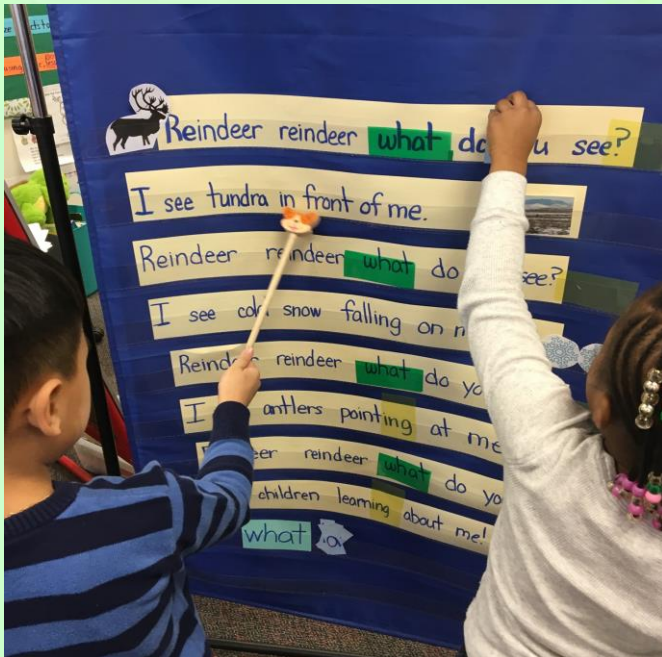


Kindergarten Curriculum

Literacy

Common Core Curriculum

- Letterland (phonics program teaches letters, letter sounds, Phonemic Awareness and how to read).
 - Print Concepts (awareness of print, knowledge of how books work)
 - Sight Words
 - What is nonfiction and what is fiction (story structure)
 - Reading Emergent Texts (simple patterned books with decodable words)
 - Writing Process
(brainstorming, writing, editing)
- Genres your child will write-
- Narrative
 - Informative
 - Opinion







Kindergarten Curriculum

Math

Common Core Curriculum

- Rote Counting (counting up to 100)
- One to One correspondence
- Identifying, comparing and composing shapes both 2D (flat shapes like a square or triangle and 3D shapes such as cubes and spheres)
- Adding and Subtracting (fluent in math facts to 5)
- Solving math word problems
- Decomposing and composing numbers (examples- 7 is made up of 5 and 2, 13 is made up of a ten and 3 extra ones)



Kindergarten Curriculum


Science

- Animals(how they move, live, comparing and contrasting animals)
- Weather (comparing seasonal changes, how does weather affect our life?)
- Properties of Common Objects
- Force and Motion (types of movement)




Kindergarten Curriculum


Social Studies



- Civics and Government (Citizenship, classroom community, rules, fair play and friendship)
- Geography- (maps and globes, how humans use and interact with the environment)
- History/Culture (Differences and Similarities in culture and individuals, Change over time)
- Economics (jobs, needs and wants)



Print Concepts




Front of the book



Back of the book

Print Concepts



The title




Print carries message

Print Concepts



Where to begin
reading



The direction
to read



Ways To Prepare Your Child for School

Work with your child on the following:

Literacy Skills:

- Listen to stories without interrupting
- Recognize rhyming sounds
- Recognize and respond to his/her name
- Identify some letters and sounds
- Identify some parts of the book (ex. front, back, title)
- Read with your child everyday!

Math Skills:

- Trace and identify basic shapes
- Count to 10
- Count objects
- Identify numbers 1-10

Behavior Skills:

- Pay attention for short periods of time to adult-directed tasks
- Begin to share with others
- Listen and follow 3 step directions
- Take care of bathroom needs
- Take care of clothing needs
- Speak in complete sentences

Fine Motor Skills:

- Cut with scissors
- Hold a pencil
- Color with a crayon
- Use a glue stick
- Write your first name

